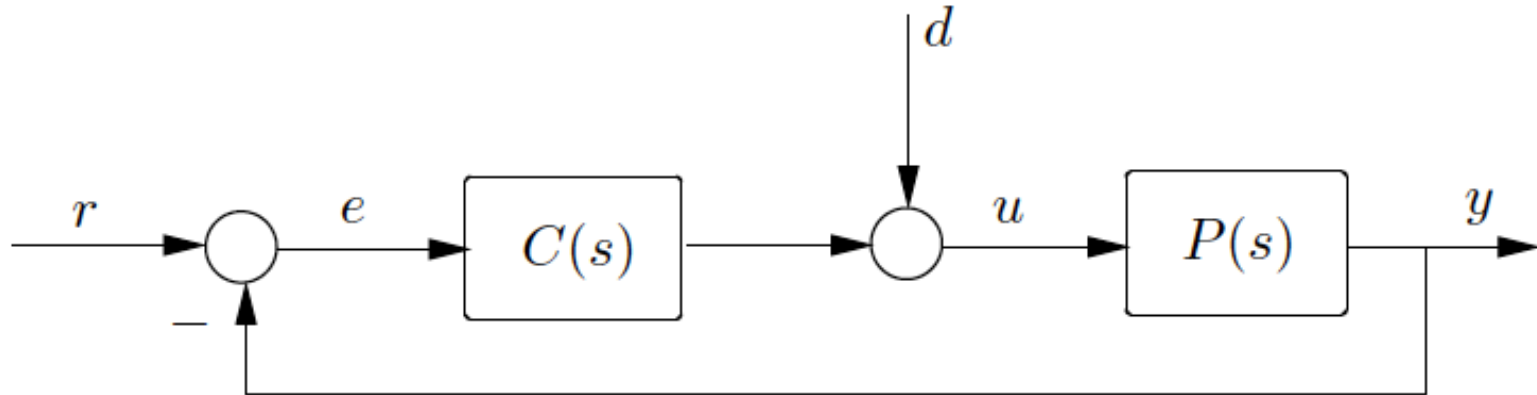


Stability Margins on Bode Plots

Phase/gain/stability margins



Suppose the feedback loop is stable; **how stable is it?**

This can be measured by magnitude and phase of $P(s)C(s)$

Three measures defined on Nyquist plot:

phase margin (PM), gain margin (GM), stability margin (SM)

Example

$$P(s)C(s) = \frac{2}{(s+1)^2} \quad (K = 1)$$

(assume no right half-plane pole-zero cancelations)

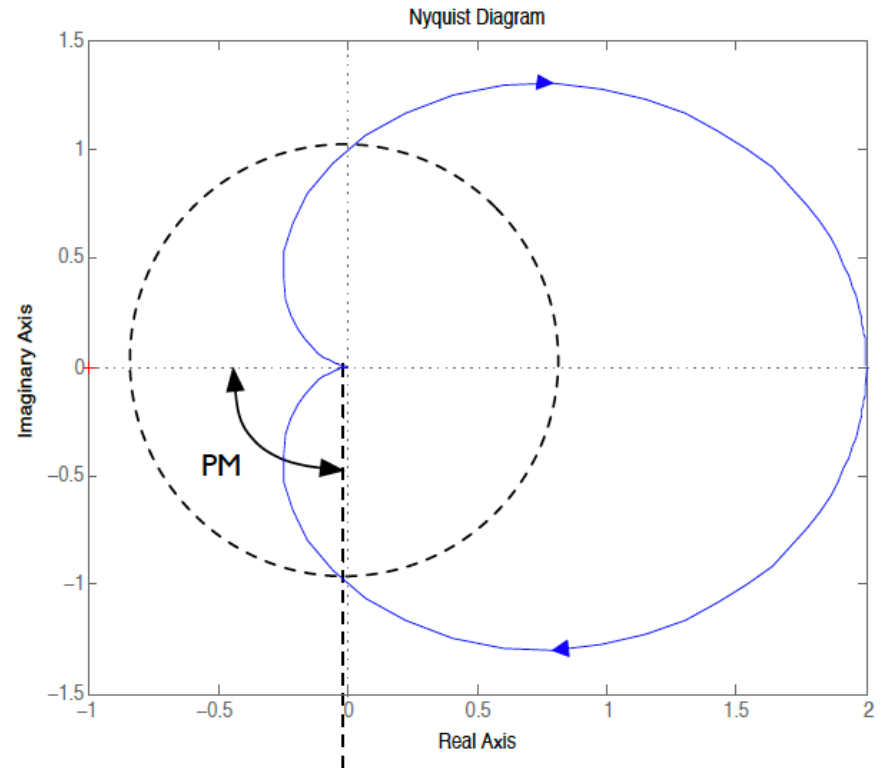
From Nyquist plot:

$$\text{PM} = -180 - \angle P(j\omega_{gc})C(j\omega_{gc}),$$

where ω_{gc} is s.t. $|P(j\omega_{gc})C(j\omega_{gc})| = 1$

$$\text{GM} = -20 \log_{10} |P(j\omega_{pc})C(j\omega_{pc})|,$$

where ω_{pc} is s.t. $\angle P(j\omega_{pc})C(j\omega_{pc}) = -180$



Example

$$P(s)C(s) = \frac{2}{(s+1)^2} \quad (K = 1)$$

(assume no right half-plane pole-zero cancelations)

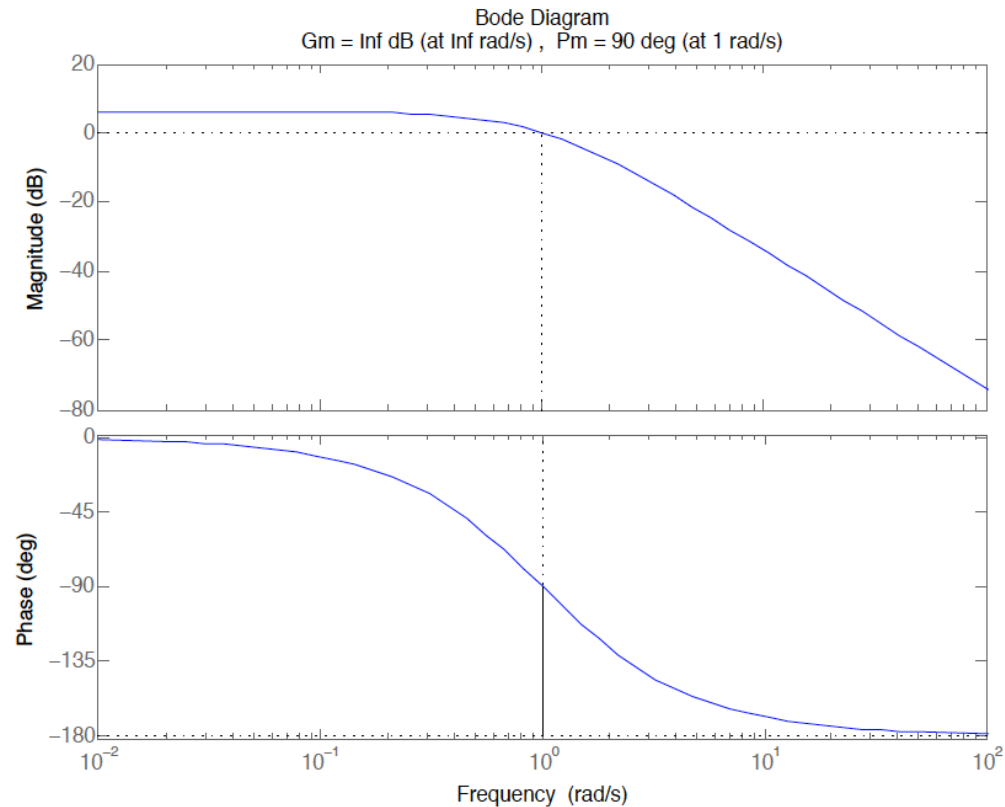
From Bode plots:

$$PM = -180 - \angle P(j\omega_{gc})C(j\omega_{gc}),$$

where ω_{gc} is s.t. $|P(j\omega_{gc})C(j\omega_{gc})| = 1$

$$GM = -20 \log_{10} |P(j\omega_{pc})C(j\omega_{pc})|,$$

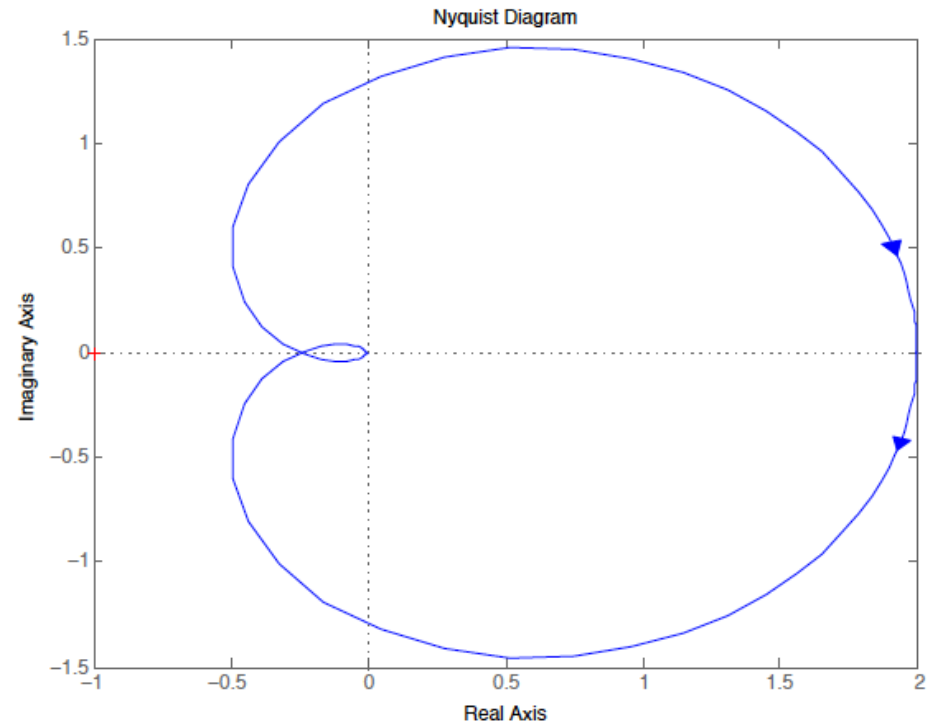
where ω_{pc} is s.t. $\angle P(j\omega_{pc})C(j\omega_{pc}) = -180$



Example

$$P(s)C(s) = \frac{2}{(s+1)^3} \quad (K = 1)$$

(assume no right half-plane pole-zero cancelations)



From Nyquist plot:

$$\text{PM} = -180 - \angle P(j\omega_{gc})C(j\omega_{gc}),$$

where ω_{gc} is s.t. $|P(j\omega_{gc})C(j\omega_{gc})| = 1$

$$\text{GM} = -20 \log_{10} |P(j\omega_{pc})C(j\omega_{pc})|,$$

where ω_{pc} is s.t. $\angle P(j\omega_{pc})C(j\omega_{pc}) = -180$

Example

$$P(s)C(s) = \frac{2}{(s+1)^3} \quad (K = 1)$$

(assume no right half-plane pole-zero cancelations)

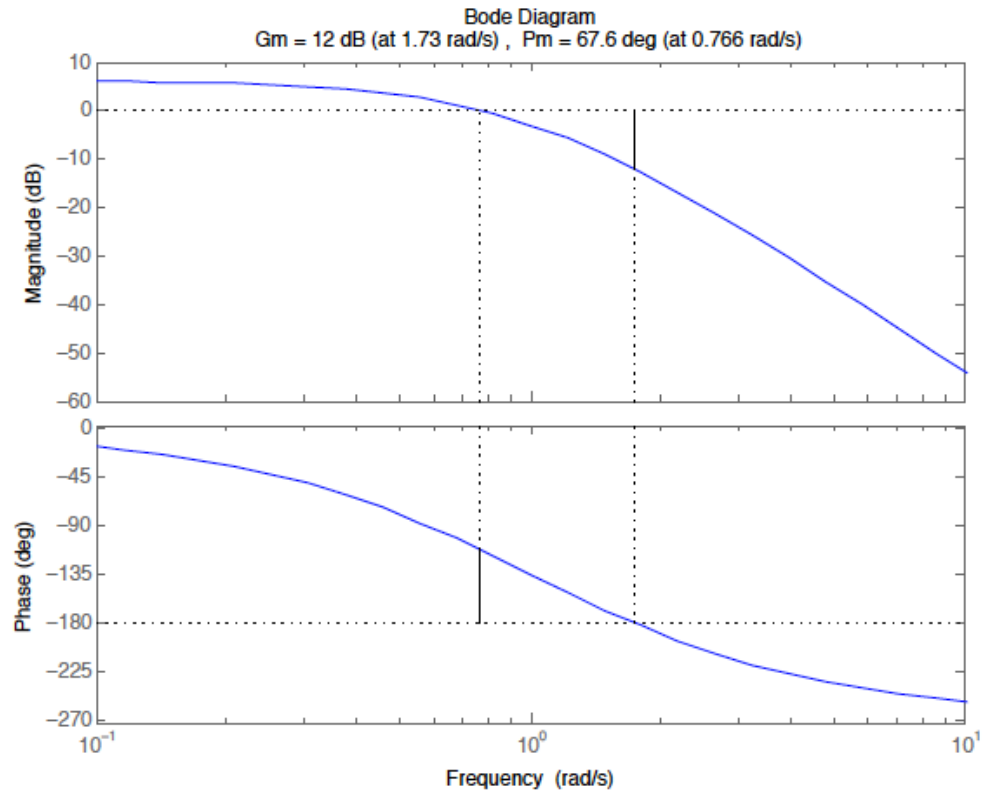
From Bode plots:

$$PM = -180 - \angle P(j\omega_{gc})C(j\omega_{gc}),$$

where ω_{gc} is s.t. $|P(j\omega_{gc})C(j\omega_{gc})| = 1$

$$GM = -20 \log_{10} |P(j\omega_{pc})C(j\omega_{pc})|,$$

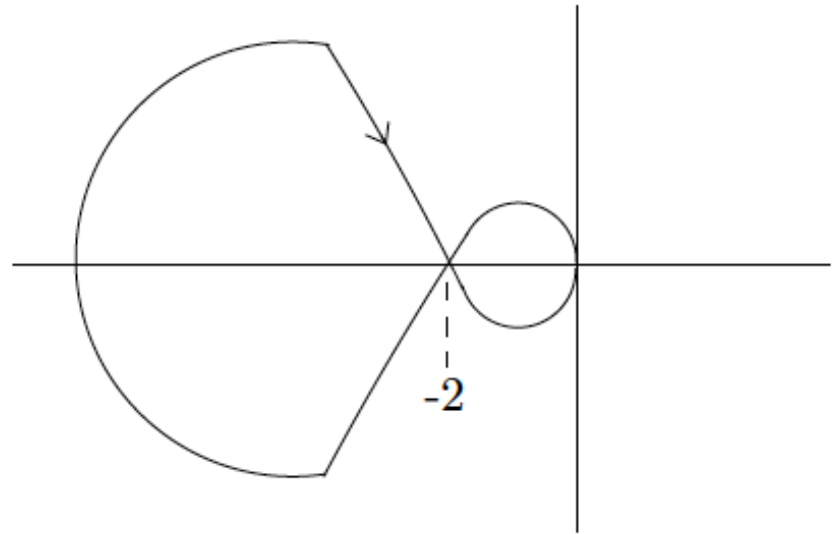
where ω_{pc} is s.t. $\angle P(j\omega_{pc})C(j\omega_{pc}) = -180$



Example

$$P(s)C(s) = \frac{2(s+1)}{s(s-1)} \quad (K = 1)$$

(assume no right half-plane pole-zero cancelations)



From Nyquist plot:

$$\text{PM} = -180 - \angle P(j\omega_{gc})C(j\omega_{gc}),$$

where ω_{gc} is s.t. $|P(j\omega_{gc})C(j\omega_{gc})| = 1$

$$\text{GM} = -20 \log_{10} |P(j\omega_{pc})C(j\omega_{pc})|,$$

where ω_{pc} is s.t. $\angle P(j\omega_{pc})C(j\omega_{pc}) = -180$

Example

$$P(s)C(s) = \frac{2(s+1)}{s(s-1)} \quad (K = 1)$$

(assume no right half-plane pole-zero cancelations)

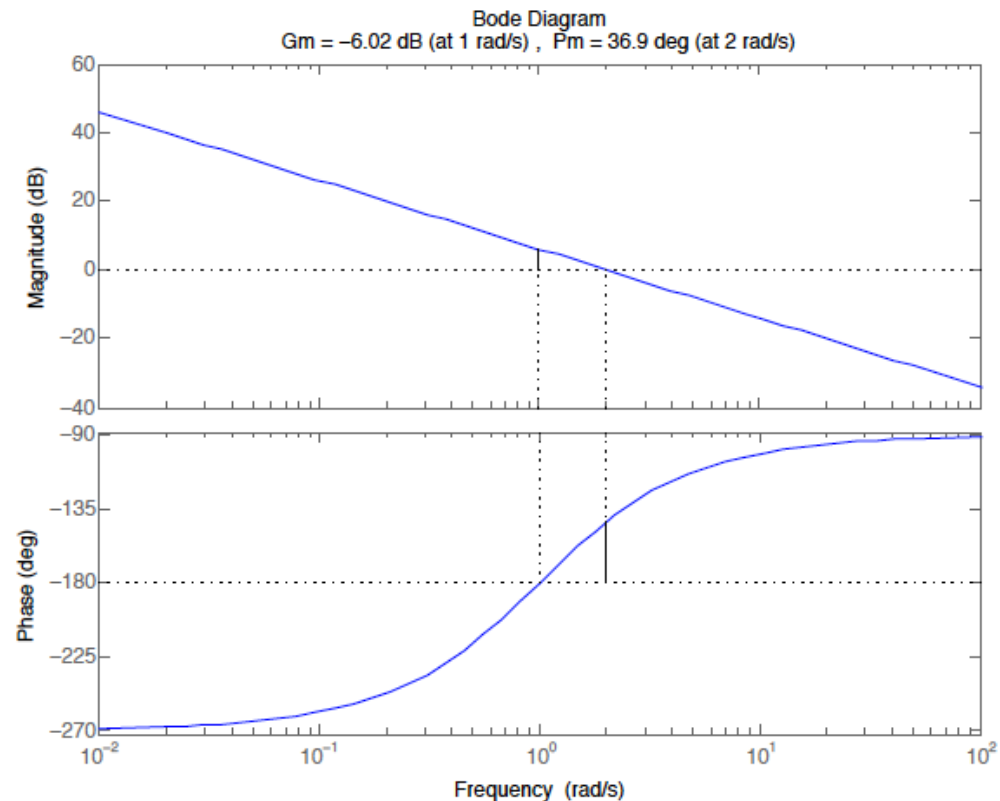
From Bode plots:

$$PM = -180 - \angle P(j\omega_{gc})C(j\omega_{gc}),$$

where ω_{gc} is s.t. $|P(j\omega_{gc})C(j\omega_{gc})| = 1$

$$GM = -20 \log_{10} |P(j\omega_{pc})C(j\omega_{pc})|,$$

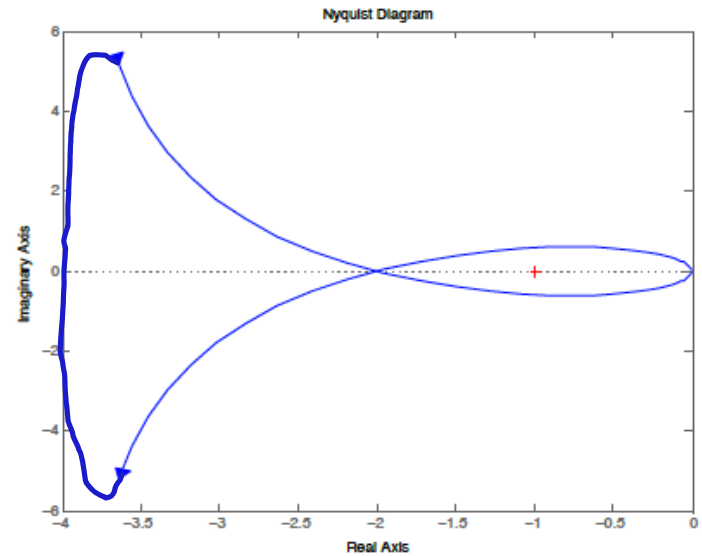
where ω_{pc} is s.t. $\angle P(j\omega_{pc})C(j\omega_{pc}) = -180$



Stability margin

Stability margin is the distance from the critical point -1 to the closest point on the Nyquist plot

$$\begin{aligned} \text{SM} &= \min_{\omega} \left| -\frac{1}{K} - P(j\omega)C(j\omega) \right| \\ &= \min_{\omega} \left| \frac{1}{K} + P(j\omega)C(j\omega) \right| \end{aligned}$$



Consider $K = 1$. Thus

$$\frac{1}{\text{SM}} = \max_{\omega} \frac{1}{|1 + P(j\omega)C(j\omega)|}$$

Draw Bode plots of transfer function $S(s) = \frac{1}{1 + P(s)C(s)}$

Then the maximum height of the magnitude plot is $20 \log_{10} \frac{1}{\text{SM}}$

Example

$$P(s)C(s) = \frac{2(s+1)}{s(s-1)} \quad (K = 1)$$

(assume no right half-plane pole-zero cancelations)

We've seen $SM = 0.57$

Bode plots of $\frac{1}{1+P(s)C(s)}$

Maximum magnitude is 5.02
(so $20 \log_{10} \frac{1}{SM} = 5.02$)

Therefore $SM =$

